



TANITA
Monitoring Your Health

Introducing the

MC780

Multi frequency Segmental
Body Composition Analyser

www.tanita.eu

Fast. Accurate. Reliable.



Fast.

A full segmental body composition analysis is provided in less than 20 seconds.

Accurate.

Tanita BIA has been clinically validated and shown to be highly accurate and repeatable.

Reliable.

Consistent results are guaranteed thanks to superior quality manufacturing and adherence to regulations including NAWI Class III and MDD IIa.

Compliance



Products with this symbol are in compliance with the requirements of the Directive 2009 / 23 / EC for weighing with non automatic devices in the medical sector and the Directive 93/42/EEC for medical devices.



The scales with this symbol are validated to be accurate and legal for use within the medical sector according to EU regulations. It is compulsory to use a product with this compliance for use in all medical settings.



The scales with this symbol have been calibrated according to the precision class III in the Directive 2009 / 23 / EC



Tanita has obtained the DIN EN ISO 9001 standard.

New technology exclusively from Tanita.

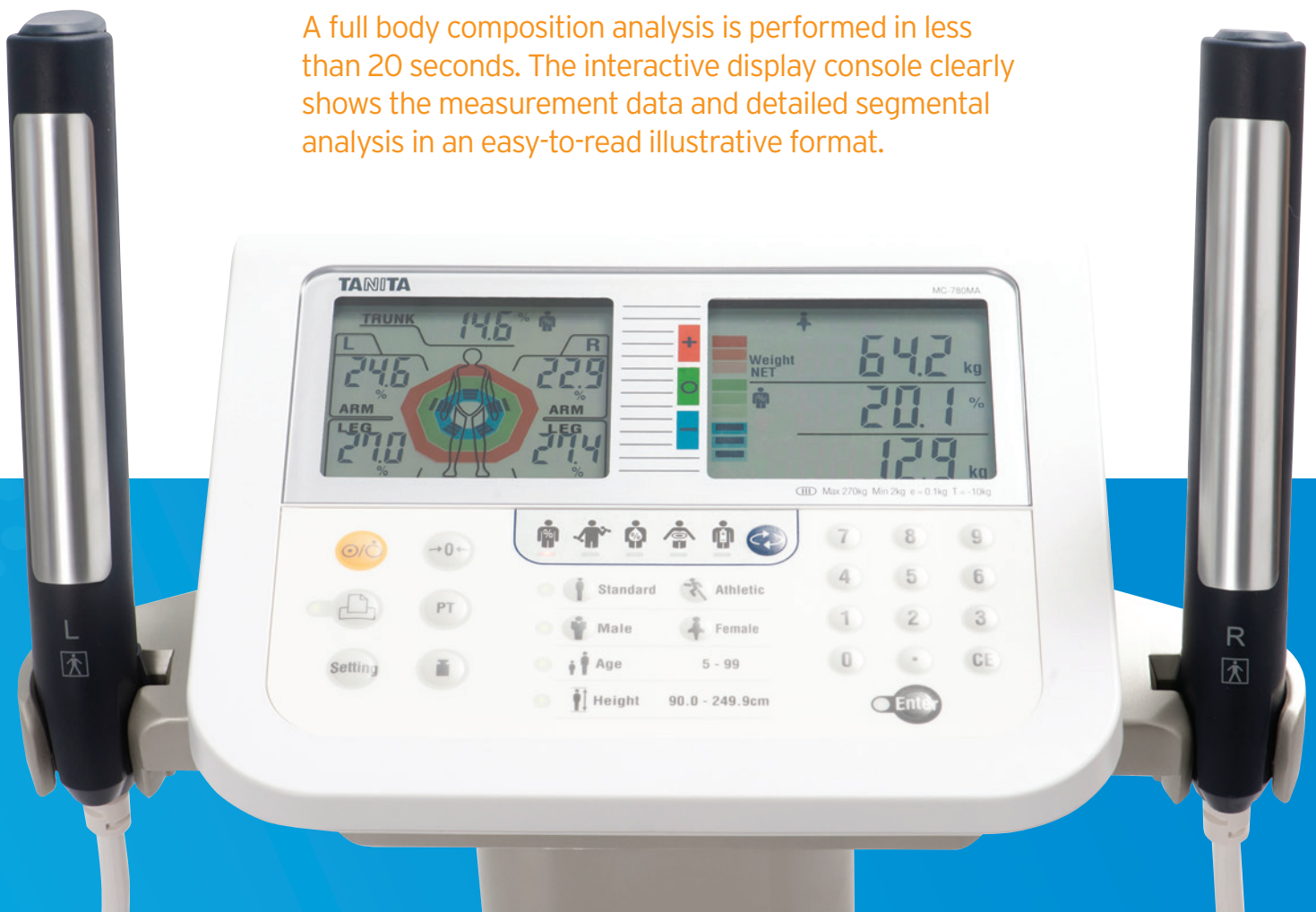
The MC780MA Multi Frequency Segmental Body Composition Analyser is perfect for providing an instant analysis of a client's health and fitness status and monitoring their progress over time.

The MC780MA has been designed to be an interactive unit where clients can step on and take a measurement without specialist assistance. A full **segmental** body composition analysis is performed in less than 20 seconds. The dual display clearly shows the measurement data and detailed segmental analysis in an easy-to-read illustrative format.

The measurement results are automatically stored on an SD Card, sent to a PC or transferred to a printer to generate a consultation sheet for further discussion.

Goals for weight and body fat can also be set using the 'goal setter' mode to increase motivation and demonstrate progress of any weight or fitness program. All the user data can be stored and used for detailed trend analysis using GMon Health Monitor Software.

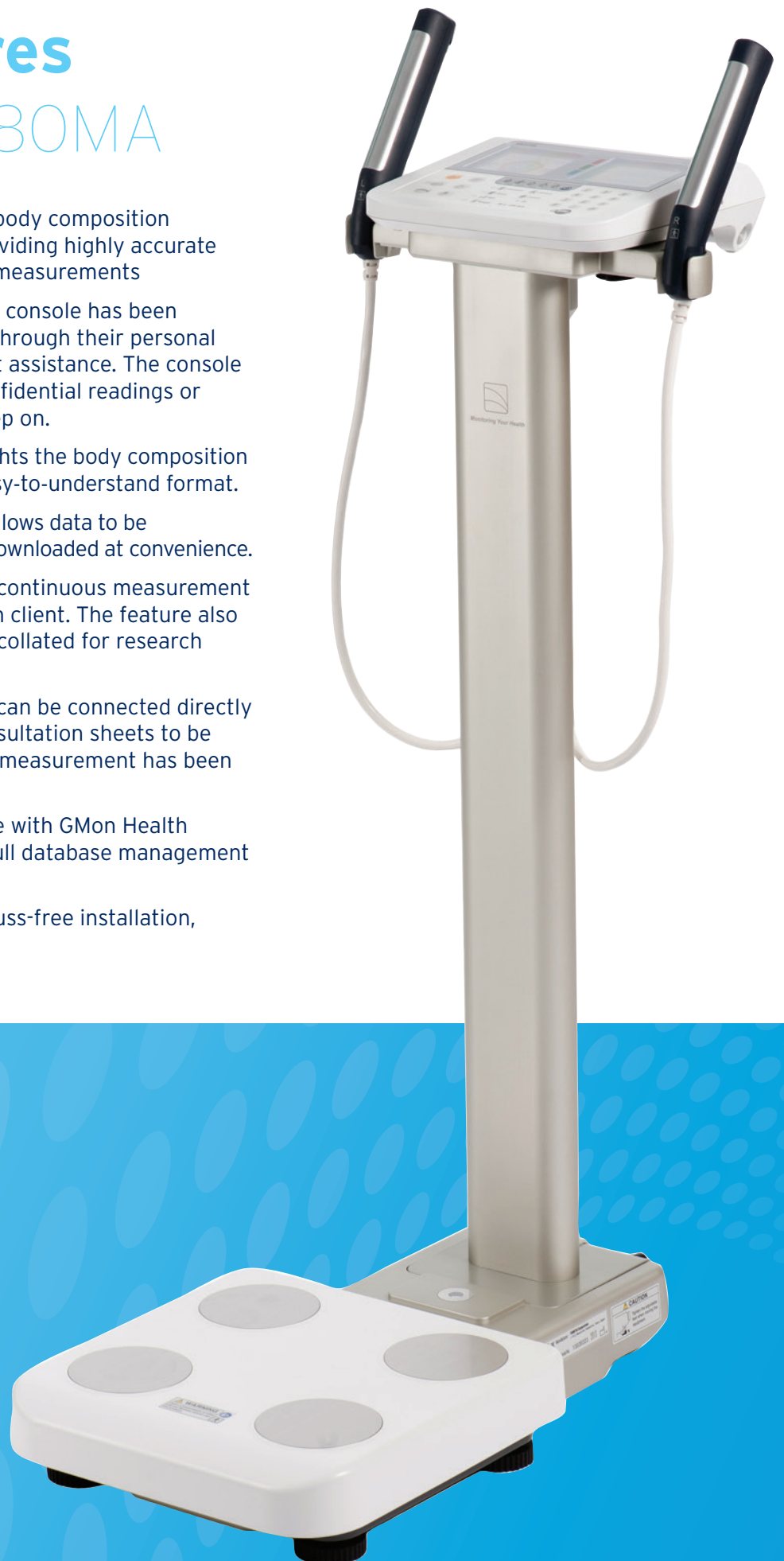
A full body composition analysis is performed in less than 20 seconds. The interactive display console clearly shows the measurement data and detailed segmental analysis in an easy-to-read illustrative format.




Key features

of the MC780MA

1. Multi-frequency segmental body composition analyser - 3 frequencies providing highly accurate whole body and segmental measurements
2. Easy-to-use - the interactive console has been designed to guide the user through their personal data input without specialist assistance. The console can also be reversed for confidential readings or when large obese clients step on.
3. The dual LCD display highlights the body composition measurements in a clear easy-to-understand format.
4. The in-built SD card facility allows data to be automatically collected and downloaded at convenience.
5. The client ID feature allows continuous measurement data to be collected for each client. The feature also allows large data sets to be collated for research studies effortlessly.
6. Any printer with Pictbridge can be connected directly to the MC780 to enable consultation sheets to be printed immediately after a measurement has been taken.
7. The MC780MA is compatible with GMon Health Monitor software allowing full database management and progress reports.
8. Modular 3-part system for fuss-free installation, maintenance and transport





GMon Health Monitor software

The GMON software automatically collects measurement data and offers a whole package of benefits including:

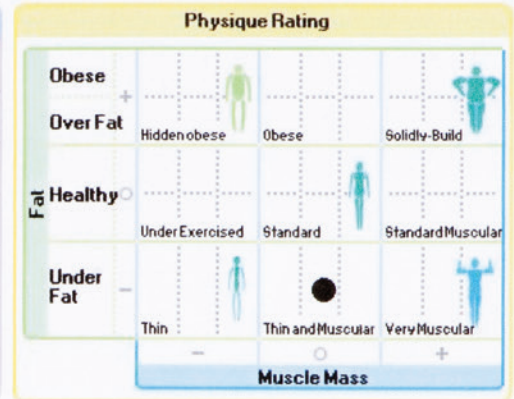
- Wireless connectivity from your MC780MA to a Windows tablet or PC via Bluetooth Adapter
- Generate easy-to-understand graphic consultation sheets for a full consultation.
- Store client data on a database and use for trend analysis for long term assessments
- Input additional data including blood pressure, waist circumference and pulse readings for a full medical assessment
- Link to data collected from other Tanita devices such as the AM180 Accelerometer to correlate physical activity with changes in body composition. A complete lifestyle analysis.
- Calculates personal health risk categories in a clear simple format
- Allows goal setting for key body composition variables

MC-780

Date (D/M/Y) 25/03/2013 22:01	Age 33 <input checked="" type="checkbox"/> Standard <input type="checkbox"/> Athletic
ID A1122	Height 172.0 cm <input type="checkbox"/> Male <input checked="" type="checkbox"/> Female
	PT 1.5 kg

■ Details

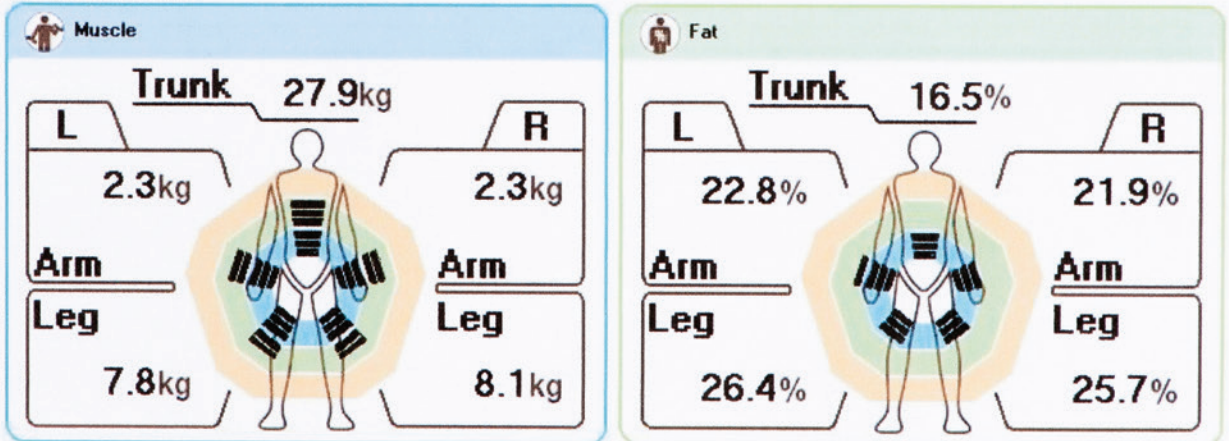
	Result	Desirable	Target
Weight	64.2 kg	54.7-73.7 kg	kg kg
Fat %	20.6 %	21.0-32.9 %	% %
Fat Mass	13.2 kg	13.6-25.0 kg	kg kg
Muscle Mass	48.4 kg	40.8-51.7 kg	
Bone Mass	2.6 kg		
BMI	21.7	18.5-24.9	
Metabolic Age	18		



■ TBW BMR VFR

<p>TBW 36.5 kg 56.9 %</p> <p>ECW 15.0 kg ICW 21.5 kg</p>	<p>BMR 6268 kJ 1498 kcal</p> <p>Under Normal More</p>
<p>ECW/TBW 41.1 %</p> <p>35% 40% 45%</p>	<p>Visceral Fat Rating 2</p> <p>Average High Very High</p>

■ Segmental Analysis



■ Balance

<p>Muscle Mass Balance</p>	<p>Leg Muscle Score</p>	<p>BIA Information</p> <table border="1"> <thead> <tr> <th></th> <th>5kHz</th> <th>50kHz</th> <th>250kHz</th> <th>Phase Angle</th> </tr> </thead> <tbody> <tr> <td>H-L</td> <td>669.9</td> <td>-24.1</td> <td>604.4</td> <td>-57.1</td> <td>544.4</td> <td>-60.0</td> <td>-5.4</td> </tr> <tr> <td>RL</td> <td>254.6</td> <td>-10.4</td> <td>226.1</td> <td>-21.8</td> <td>204.7</td> <td>-17.1</td> <td>-5.5</td> </tr> <tr> <td>LL</td> <td>258.0</td> <td>-10.4</td> <td>229.2</td> <td>-21.9</td> <td>207.7</td> <td>-18.1</td> <td>-5.5</td> </tr> <tr> <td>RH</td> <td>386.4</td> <td>-13.2</td> <td>348.3</td> <td>-35.1</td> <td>311.1</td> <td>-42.2</td> <td>-5.7</td> </tr> <tr> <td>LH</td> <td>388.1</td> <td>-12.6</td> <td>352.9</td> <td>-33.6</td> <td>317.2</td> <td>-41.6</td> <td>-5.4</td> </tr> <tr> <td>L-L</td> <td>514.1</td> <td>-20.9</td> <td>456.7</td> <td>-44.1</td> <td>412.7</td> <td>-35.2</td> <td>-5.5</td> </tr> </tbody> </table>		5kHz	50kHz	250kHz	Phase Angle	H-L	669.9	-24.1	604.4	-57.1	544.4	-60.0	-5.4	RL	254.6	-10.4	226.1	-21.8	204.7	-17.1	-5.5	LL	258.0	-10.4	229.2	-21.9	207.7	-18.1	-5.5	RH	386.4	-13.2	348.3	-35.1	311.1	-42.2	-5.7	LH	388.1	-12.6	352.9	-33.6	317.2	-41.6	-5.4	L-L	514.1	-20.9	456.7	-44.1	412.7	-35.2	-5.5
	5kHz	50kHz	250kHz	Phase Angle																																																			
H-L	669.9	-24.1	604.4	-57.1	544.4	-60.0	-5.4																																																
RL	254.6	-10.4	226.1	-21.8	204.7	-17.1	-5.5																																																
LL	258.0	-10.4	229.2	-21.9	207.7	-18.1	-5.5																																																
RH	386.4	-13.2	348.3	-35.1	311.1	-42.2	-5.7																																																
LH	388.1	-12.6	352.9	-33.6	317.2	-41.6	-5.4																																																
L-L	514.1	-20.9	456.7	-44.1	412.7	-35.2	-5.5																																																

Comprehensive analysis in **seconds**

This latest addition to the Tanita family of professional products brings fast, accurate results in seconds. The information is essential for providing a personalised and in-depth consultation on all aspects of body composition. The ability to register users and track their progress is also an invaluable tool in demonstrating the effectiveness of any weight loss or fitness program.

Client Profile

The personal data input and an ID number consisting of a maximum of 16 alpha numeric digits.

Core Body Composition Details

Shows the core components of body composition. The data is represented in kg and % formats to provide a clear picture of their health and fitness status. The Desirable Range indicates general healthy ranges whereas the Target is pre-set by the professional to act as a motivator.

BMR / VFR / TBW Analysis

The Basal Metabolic Rate shows the number of calories required to keep the body functioning when at total rest. This is further supported by a chart showing the effectiveness of burning calories.

Visceral Fat is the harmful fat in the abdominal area. The rating indicates whether the level is within the healthy range. Measuring levels of body water is especially important for patients, the elderly, children and athletes.

Total Body Water shows the weight and % of water in the body. This is further divided into extra cellular and intra cellular water levels. The ECW/TBW ratio shows the relationship between extra cellular water and total body water. The optimal level is considered to be around 40%.

Physique Rating

Physique rating assesses muscle and body fat rating into 9 body types. As activity levels change over time the balance of body fat and muscle will alter which will change the user's overall physique

Segmental Analysis

The segmental readings provide indepth information for each arm, leg and the trunk area. By comparing the results to average readings shown with the shaded areas, the user can instantly see how their own fat and muscle levels compare.

Muscle Mass Balance

Shows the balance of muscle between the left and right side of the body.

Leg Muscle Score

A score is given to the user's physical condition, and plotted against average healthy values for gender and age. The score is based on the user's leg muscle mass divided by their body weight. e.g. a healthy 20-25 year old should achieve a score of 100.

Body Fat Distribution

The ratio of upper to lower body fat is calculated, and plotted against average healthy values for gender and age.

Reactance Resistance and Phase Angle Readings

The Reactance Resistance table indicates measurements for the impedance flow at each of the 3 multi frequency signals. Phase Angle is also shown. H-L = Hand - Leg, RL = Right Leg, LL = Left Leg, RH = Right Hand, LH = Left Hand,

MC780MA Product Specification

Accuracy Grade		MDD : CLASS IIa NAWI : CLASS III
Power source		230V AC (50/60Hz)
Electric current range		0.3A
Impedance measurement	Measurement System Measurement Frequency Measurement Current Electrode Materials Measurement Part Measurement Range Accuracy at First Calibration	Multi-Frequency 8 Electrode 5kHz / 50kHz / 250kHz 90 A or less Feet : Stainless steel / Handgrips : plated Whole body / Right arm / Left arm / Right leg / Left leg 75.0 - 1,500.0(0.1inincrements) ±2%
Weight measurement	Measurement System Maximum Capacity Minimum Graduation Accuracy at First Calibration	Strain Gauge Load Cell 270kg (Including Preset tare value) 0.1kg ±0.2kg
Display		Dual LCD screen
Interface		USB B-type connector (Device) RS-232C USB mini-B (for Pictbridge printer) SD card
Usage conditions	Temperature range Relative humidity	5-35°C 30-80% (without condensation)
Product weight		14kg
Product size	Platform Product Height	Platform size: 360 x 360 Height 1165 mm 1165 mm
Input items	Single measurement Clothes Weight Serial No. Gender Body Type Age Height Target Body fat %	0 - 10.0kg (0.1kg increments) within 16 digits Female / Male Standard / Athletic*1 5 - 99 years 90.0 - 249.9cm (0.1cm increments) 4-55%(1% increment)
Output items	ID Gender Body Type Age Height Clothes Weight Whole Body Analysis Weight Fat % Fat Mass FFM Muscle Mass BMI Bone Mass *2 Metabolic Age*2 Basal Metabolic Rate*2 Visceral Fat Rating*2 TBW TBW % ECW*2 ICW*2 ECW / TBW*2 Segmental Analysis Muscle Mass Muscle Mass Rating*2 Fat % Fat Mass Fat Rating*2 Body Balance Evaluation Phisique Rating*2 Muscle Mass Balance*2 Leg Muscle Score*2 Others Bioelectrical data	within 16 alphanumeric characters Female / Male Standard / Athletic *1 5 - 99 years 90.0 - 249.9cm (0.1cm increments) 0 - 10.0kg (0.1kg increments) 0~270.0kg (0.1kg increments) 1.0 - 75.0% (0.1% increments) (0.1kg increments) (0.1kg increments) (0.1kg increments) (0.1 increments) (0.1kg increments) (1kcal / 1kJ increments) 1 - 55 (1 increments) (0.1kg increments) (0.1% increments) (0.1kg increments) (0.1kg increments) (0.1% increments) (0.1kg increments) -4 - +4 (1 increments) (0.1% increments) (0.1kg increments) -4 - +4 (1 increments) Reactance / Resistance / Phase Angle



*1 Athletic mode can be selected only 18-99 years old
*2 18-99 years

Tanita Europe BV
Hoogoorddreef 56e
1101 BE Amsterdam
The Netherlands

T. +31 (0)20 5602970
E. info@tanita.eu
W. www.tanita.eu

Content correct at time
of printing. All product
specifications are
subject to change.
touchdesign uk Apr 13

